


ض

Daad

ط


Taa'

The image shows the Arabic letter Dhaa' (ذ) in a bold, black, stylized font. It consists of a vertical stem on the left that curves into a large, rounded bowl on the right. A solid black dot is positioned above the stem.


Dhaa'

The image shows the Arabic letter Ain (ع) in a bold, black, stylized font. It is a large, rounded letter with a curved top and a thick, horizontal base.


Ain

The image shows the Arabic letter Ghayn (ع) in a large, bold, black font. It features a prominent dot above it. The letter is set against a light pink background within a rounded square frame.

Ghayn

The image shows the Arabic letter Faa' (ف) in a large, bold, black font. It features a prominent dot above it. The letter is set against a light pink background within a rounded square frame.


Faa'

The image shows the Arabic letter Qaaf (ق) in a large, bold, black font. It is positioned in the center of a light pink rectangular area. Above the letter are two solid black dots, representing the diacritical marks for the letter's pronunciation.


**Qaaf**

The image shows the Arabic letter Kaaf (ك) in a large, bold, black font. It is positioned in the center of a light pink rectangular area. The letter is written in a style that is easy to recognize and learn.

**Kaaf**

A large, bold, black Arabic letter Laam (ل) is centered on a white rectangular background. The letter has a vertical stem on the right side that curves at the bottom into a hook that extends to the left and then curves back up towards the stem.

Laam

A large, bold, black Arabic letter Miem (م) is centered on a white rectangular background. The letter consists of a curved top that descends into a thick, curved stem that ends in a small hook at the bottom.


Miem



Noen




Waaw



**Haa'**



**Hamza'**



Yaa'